

TEST REPORT

Report No. :	RPT200422811-SF		
Applicant's Name:	MAX INTERACTIVE INC		
Address:	17752 Mitchell N, Suite D Irvine, CA 92614,USA		
Product Type:	Shield Extreme-X for iPad 7 10.2"		
Model:	AP-SXX-IP7-19-BLK		
Report Type:	Drop Test Report		
Test Method:	MIL-STD-810G method 516.6 procedure IV		
Test Engineer:	Denny Xu		
Test Summary	Sample No.	Test Item	Result
	S01	Drop test	PASS
Test Date:	2020-04-23 to 2020-04-24		
Report Date:	2020-04-24		
Reviewed By:	Andrew Luo		
Prepared By:	Bay Area Compliance Laboratories Corp. (Dongguan). No.69, Pulongcun, Puxinhu Industrial Area, Tangxia, Dongguan, Guangdong, China. Tel: +86-0769-86858888 Fax:+86-0769-86858588		


1. Test Project

No.	Test Item
1	Drop Test

2. General product information

Sample No.	Sample Name	Type	Quantity
S01	Shield Extreme-X for iPad 7 10.2"	AP-SXX-IP7-19-BLK	1pc

3. Sample photos before the test



4. Test Equipment

Test Equipment	Model	Cal. Date	Due Date
Drop Tester	GX-6050-A2	2020-04-03	2021-04-02

5. Environmental Conditions

Temperature: 23.5°C; Humidity: 68%RH

6. Test Standard

MIL-STD-810G method 516.6 procedure IV

7. Test condition







1. Place the sample on the test bench.
2. Set up drop apparatus for 48" drop onto 2" plywood backed by solid concrete floor.
3. Test the number of drops 26 times according to method 516.6 procedure IV in MIL-STD-810G.
4. After the test was completed, the sample was inspected and the test was over.


Sample No.	Time	Test description
S01	Drop#1	Rear Face, Completed
	Drop#2	Front Face, Completed
	Drop#3	Bottom Right Edge (shortest), Completed
	Drop#4	Bottom Left Edge (Shortest), Completed
	Drop#5	Top Right Edge (Shortest), Completed
	Drop#6	Top Left Edge (Shortest), Completed
	Drop#7	Right Side Face, Completed
	Drop#8	Left Side Face, Completed
	Drop#9	Bottom Face, Completed
	Drop#10	Top Face, Completed
	Drop#11	Bottom Front Edge (Medium), Completed
	Drop#12	Top Front Edge (Medium), Completed
	Drop#13	Bottom Rear Edge (Medium), Completed
	Drop#14	Top Rear Edge (Medium), Completed
	Drop#15	Right Front Edge (Longest), Completed
	Drop#16	Left Front Edge (Longest), Completed
	Drop#17	Right Rear Edge (Longest), Completed
	Drop#18	Left Rear Edge (Longest), Completed
	Drop#19	Front Bottom Right Corner, Completed
	Drop#20	Front Bottom Left Corner, Completed
	Drop#21	Front Top Right Corner, Completed
	Drop#22	Front Top Left Corner, Completed
	Drop#23	Rear Bottom Right Corner, Completed
	Drop#24	Rear Bottom Left Corner, Completed
	Drop#25	Rear Top Right Corner, Completed
	Drop#26	Rear Top Left Corner, Completed

8. Test Result(s)

Sample No.	Test Result
S01	After the test, device function was normally. No change was found on the appearance of the case and device.

9. View Of EUT Testing

<p>Rear Face</p>	<p>Front Face</p>
	
<p>Corner</p>	<p>Shortest Edge</p>
	
<p>Left Face</p>	<p>Bottom Face</p>
	



10. Sample Photos after the test



Directions

1. The information marked # is provided by the applicant, the laboratory is not responsible for its authenticity and this information can affect the validity of the result in the test report.
2. Unless otherwise stated the results shown in this test report refer only to the sample(s) tested.
3. Otherwise required by the applicant or Product Regulations, Decision Rule in this report did not consider the uncertainty.
4. The extended uncertainty given in this report is obtained by combining the standard uncertainty times the coverage factor K with the 95% confidence interval.
5. This report cannot be reproduced except in full, without prior written approval of the Company.
6. This report is valid only with a valid digital signature. The digital signature may be available only under the Adobe software above version 7.0.

******* End of Report *******